

METHOD TE ◀ FAIRE UN BROUILLON POUR L'ORAL ▶ VOCABULARY

Le jour de l'oral du bac vous n'aurez que 20 m pour préparer votre commentaire de deux documents. Et la lecture des documents va déjà vous prendre un temps précieux. De plus, si les examinateurs vous voient lire votre brouillon, ils vont vous le prendre ou vous pénaliser puisque la lecture ne fait pas partie des compétences à évaluer. Sur votre brouillon, ne doivent donc figurer que les éléments essentiels et/ou ceux que vous avez peur d'oublier.

INTRODUCTION / PRESENTATION

Similarities

- Topic : -> guideline
- Define notion
- Context : period, event with dates or scale & type of country

Differences

- 1st doc : cartoon/graph/table about... by... posted on/published in... on/in...
- 2nd doc : article/speech about... written/delivered by... from... published on/in...

Structure

- In a 1st part, I will show/describe the ... with doc.1
- In a 2nd part, I will analyse/explain the ... using doc.2

DESCRIBE THE DOCS What I see (=DOCS)	INTERPRET THE DOCS What I know (=NOTIONS)
Firstly, the (type of doc) explains, analyses, criticizes (if text) ...	
<ul style="list-style-type: none"> • The 1st § explains ... (title) Write the main ideas and connectors in shorthand and rephrase orally. On your doc, highlight any expression that can be linked to a notion - a fact. • §2 describes ... (title). ... 	<p>Read the selected expressions Only write the name of the notions Give their definition orally</p> <ul style="list-style-type: none"> ▶ Indeed I know that Notion 1: ▶ It means that Notion 2:
Secondly, the (type of doc) shows, illustrates, caricatures (if not text) ...	
<ul style="list-style-type: none"> • In the foreground, I can see ... (title) Describe "live" only write any vocabulary you could forget. On your doc, circle any element that can be linked to a notion - a fact. • The background shows ... (title). ... 	<ul style="list-style-type: none"> ▶ In fact, Notion 3: oral definition ▶ Actually Notion 4: define orally

ANALYSIS

En fait votre tableau contient le plan très détaillé de votre analyse. Tout le reste est directement dit à l'oral.

CONCLUSION

Assess docs

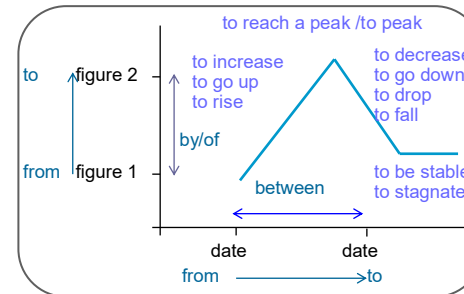
- To conclude,
- reliable / unreliable + detailed justifications
 - biased / unbiased

Recap ideas

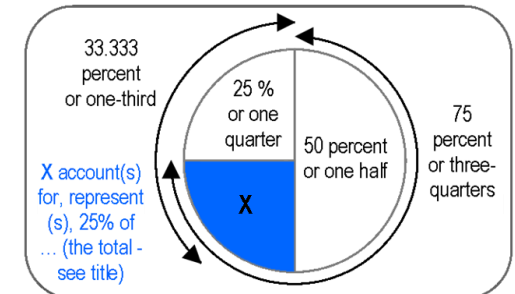
- To sum-up, these docs showed... use your detailed structure

USEFUL VOCABULARY FOR:

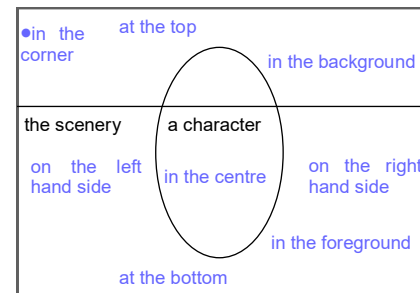
Describing a line graph



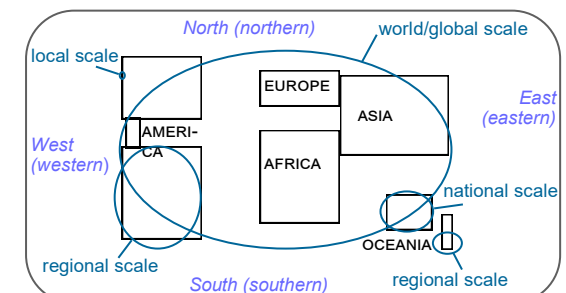
Describing a pie chart or circle graph



Describing a picture



Describing a map



Studying a text

Paragraph 1: the general definition of sustainable development
Sustainable development (SD) is a pattern of economic growth in which resource use aims to meet human needs while preserving the environment so that these needs can be met not only in the present, but also for generations to come. [...]

Paragraph 2: the 3 pillars of SD
The concept of sustainable development is often broken out into three constituent parts: environmental sustainability, economic sustainability and social sustainability. [...]

Paragraph 3: the description of the 1st pillar of SD
Environmental sustainability is the process of making sure current processes of interaction with the environment are pursued with the idea of keeping the environment as pristine as naturally possible.

= THE MAIN IDEAS

Connection: cause / consequence
Connection: opposition / addition
Connection: exposition / elaboration intro / détails
= THE LOGIC

"Sustainable development", Wikipedia, last revised 14 August 2012