

Le jour de l'oral du bac vous n'aurez que 20 m pour préparer votre commentaire de deux documents. Et la lecture des documents va déjà vous prendre un temps précieux. De plus, si les examinateurs vous voient lire votre brouillon, ils vont vous le prendre ou vous pénaliser puisque la lecture ne fait pas partie des compétences à évaluer. Sur votre brouillon, ne doit donc figurer que les éléments essentiels et/ou ceux que vous avez peur d'oublier.

INTRODUCTION / PRESENTATION

Similarities

- Topic : -> guideline
- Define notion
- Context : period, event with dates or scale & type of country

Differences

- 1st doc : cartoon/graph/table about... by... posted on/published in... on/in...
- 2nd doc : article/speech about... written/delivered by... from... published on/in...

Structure

- In a 1st part, I will show/describe the ... with doc.1
- In a 2nd part, I will analyse/explain the ... using doc.2

ANALYSIS

En fait votre tableau contient le plan très détaillé de votre analyse. Tout le reste est directement dit à l'oral.

| Describe the documents (What you see - docs) | Explain the documents (What you know -notions) |
|---|--|
| 1. Firstly, the (type of doc) explains, analyses, criticizes (if text) ... | |
| <p>1. The 1st § explains ... (title) + main ideas : ... Write the main ideas and connectors in shorthand and re-phrase orally</p> <p>5. §2 describes ... (title), ...</p> | <p>4. Only write the name of the notions. Give their definition orally</p> <p>6. Use the same method for the notions of §2</p> |
| 2. Secondly, the (type of doc) shows, illustrates, caricatures (if not text) ... | |
| <p>1. Clearly divide doc. in 2 parts.</p> <p>2. In the 1st part I can see ... (title) + describe "live", only write any vocabulary you could forget</p> <p>6. Follow same method for part 2.</p> | <p>5. Only write the name of the notions. Give their definition orally</p> <p>7. Use the same method for the notions of the 2nd part.</p> |

CONCLUSION

Assess docs

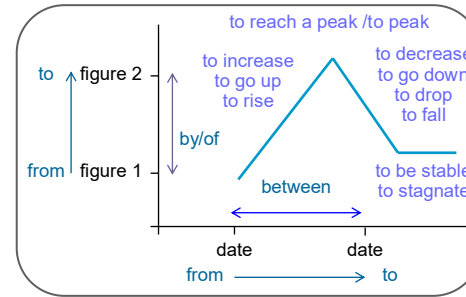
To conclude,
 • reliable / unreliable + detailed justifications
 • biased / unbiased

Recap ideas To sum-up, these docs show ... use your detailed structure

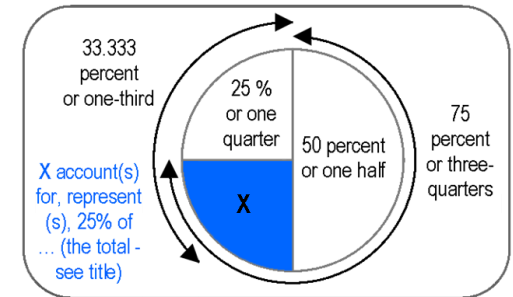
Open We may wonder what/if ... (change the topic and/or the scale, the space).

USEFUL VOCABULARY FOR:

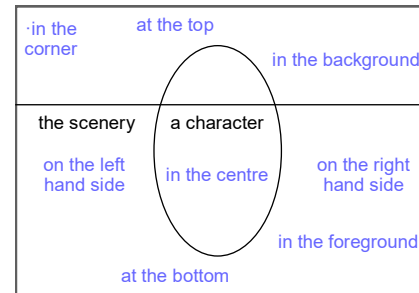
Describing a line graph



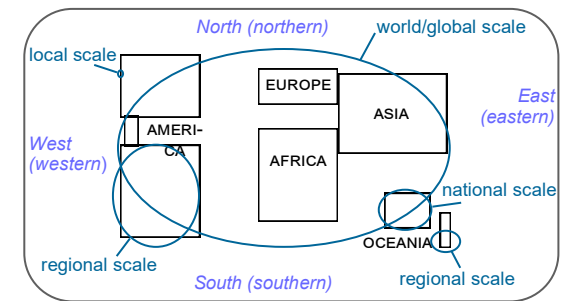
Describing a pie chart or circle graph



Describing a picture



Describing a map



2. In your text, highlight the expression(s) you'll explain with a notion.
3. Read the selected expression.

3. On your doc, circle the element(s) you'll explain with a notion.
4. Show the selected element.

Studying a text

Paragraph 1: the general definition of sustainable development

Sustainable development (SD) is a pattern of economic growth in which resource use aims to meet human needs while preserving the environment so that these needs can be met not only in the present, but also for generations to come. [...]

Paragraph 2: the 3 pillars of SD

The concept of sustainable development is often broken out into three constituent parts: environmental sustainability, economic sustainability and social sustainability. [...]

Paragraph 3: the description of the 1st pillar of SD

Environmental sustainability is the process of making sure current processes of interaction with the environment are pursued with the idea of keeping the environment as pristine as naturally possible.

"Sustainable development", *Wikipedia*, last revised 14 August 2012

Connection: cause / consequence

Connection: opposition / addition

Connection: exposition / elaboration intro / détails

= THE MAIN IDEAS

= THE LOGIC