

METHOD ◀ COMMENTING ON 2 DOCUMENTS ▶ VOCABULARY

Preamble: Understanding the guideline

Chaque groupe de 2 documents que vous devez analyser comporte une consigne très brève (Guideline) pour vous aider. Elle a cette forme :

GUIDELINE	THE SCHTROUMPF : BIDULES & MACHINS
-----------	------------------------------------

- pour vous donner l'idée générale des docs : ce qui se trouve avant « : », c'est l'information globale donc ici THE SCHROUMPF que vous utiliserez comme sujet (*topic*) des 2 docs dans l'intro, la présentation.
- et aussi pour vous donner la structure, le plan de votre analyse : ce qui figure après les « : », ce sont des précisions qui deviendront vos deux parties, ici 1. BIDULES et 2. BIDULES

Stage 1: Presenting the documents

Similarities:

Both documents deal with (*topic, in the guideline*)... , on a (*global, regional, national, local*) scale in (*territory name*), a (*developed, emerging, developing*) territory = GEOGRAPHICAL CONTEXT OR in the (*gth context: period*)..., at the time of (*precise context: event*)... = HISTORICAL CONTEXT.

Differences:

The 1st document is (*type*)... showing (*topic*)... by (*author*)... & published in (*source*)... on/ in (*date*)....

The 2nd document is (*type*)... about (*topic*)... by (*author*)... & published in (*source*)... on/in (*date*)....

Give structure (*in the guideline*): In a 1st part I'll analyse ... & in a 2nd part I'll explain ...

Stage 2: Analysing the documents.

Find the link between the text and the 2nd document. Read the text, then look at the other document and find the paragraph, the sentence of the text it is linked to. They will be in the same part.

Describe the documents (What you see - Docs)	Interpret the documents (What you know -notions)
Structure 1. Firstly, ... (title sentence)... with ... (doc(s) & §)...	
Doc.1 §1 explains ... (rephrase the main ideas) ...	Indeed, ... (give a notion and define it) It means ... (give another notion & define it)
Structure 2. Secondly, ... (title sentence)... with ... (doc(s) & §)...	
Doc.1 §2. According to (author)...., ... (rephrase the main ideas) ... Give the link between doc.1§2 & doc.2 Doc.2 shows ... (describe each part)....	In fact/Actually, ... (give a different notion and define it) ... It also refers to ... (give another notion and define it) ...

Stage 3: Concluding

Assess docs:

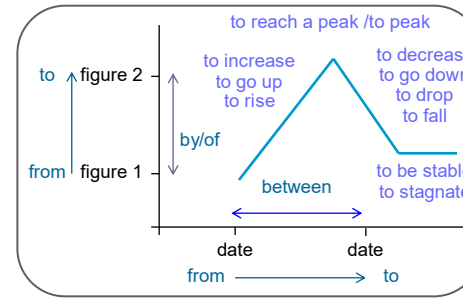
To conclude, these documents are (*reliable/unreliable*)... as (*justification: we have/don't have their full references/all their references*)..., and both are (*biased/unbiased*)... as (*justification: we can't/can see the author's opinion*)....

Sum-up ideas: These docs show that ... (use the detailed structure in your table).

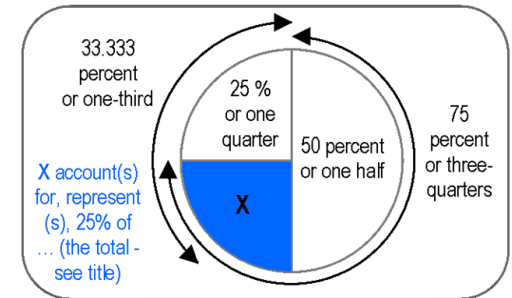
Open (bonus) We may wonder what ... (change the topic and/or the scale, the space).

USEFUL VOCABULARY FOR:

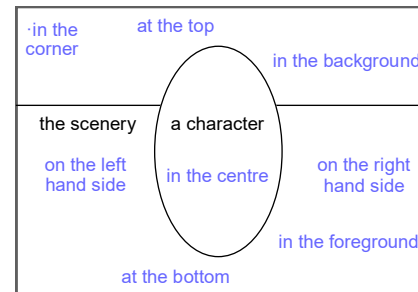
Describing a line graph



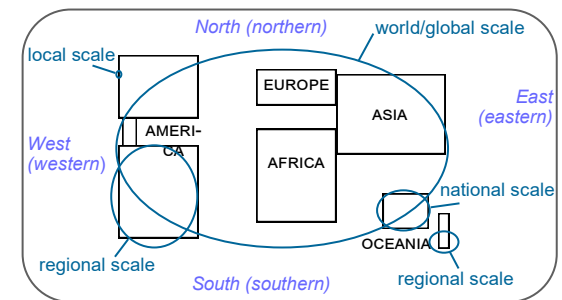
Describing a pie chart or circle graph



Describing a picture



Describing a map



Studying a text

Paragraph 1: the general definition of sustainable development

Sustainable development (SD) is a pattern of economic growth in which resource use aims to meet human needs while preserving the environment so that these needs can be met not only in the present, but also for generations to come. [...]

Paragraph 2: the 3 pillars of SD

The concept of sustainable development is often broken out into three constituent parts: environmental sustainability, economic sustainability and social sustainability. [...]

Paragraph 3: the description of the 1st pillar of SD

Environmental sustainability is the process of making sure current processes of interaction with the environment are pursued with the idea of keeping the environment as pristine as naturally possible.

"Sustainable development", *Wikipedia*, last revised 14 August 2012

Connection: cause / consequence

Connection: opposition / addition

Connection: exposition / elaboration intro / détails

= THE MAIN IDEAS

= THE LOGIC